

Big Team

Description:

children draw their full body silhouettes and personalize with a job they could do

Aim: learn ways of serving on God's team

Audience:

2–5 year olds, any size class with adequate helpers

Time: 15 minutes

Equipment: large rolls of paper, tape, crayons, scissors, photocopies

Scripture to Study:

Ephesians 2:10
Ephesians 4:16

© Wycliffe Bible Translators 2001
The contents of this CD may be printed out and copied for classroom use only.

Leader's Instructions:**Pre-class Preparations:**

1. Get a roll of 36" white or brown craft paper for rolling out on the floor. You need enough to fit all your children, hand-to-hand with arms outstretched, in one line for a life-sized paper doll chain. If your preschoolers are taller than 36", tape together two strips of paper to make it wider. Then re-roll it and store until class time.
2. Photocopy occupation symbols (pages 2–6) onto brightly colored paper. Make enough so that each child can choose his/her favorite. (Or, if you have plenty of helpers, ask each child at the beginning of class to choose one and then send a helper to the copy machine. This will avoid the pitfall of too many children choosing one occupation and running out of that symbol.)
3. Collect crayons, scissors and tape.

Class Time:

1. Tell the children that God wants everyone in the world to know that Jesus loves them. To get that big job done, we all have to work together. Some can be on God's team as Bible translators way out in a village. Others can be pilots who fly supplies and Bibles to faraway places where there are no roads. Some can be doctors, nurses, teachers or builders. Others can spend time praying or giving money to pay for sending God's Word. (Show the symbols and talk about each.)
2. Let each child choose an occupation symbol that they might like to do.
3. Roll the paper out on the floor. Have the youngest or most impatient children lie down first, flat on their backs with hands touching the next person in line. Helpers draw a silhouette outline around the child, making the arms and legs plenty wide so that they won't rip through when cut out. Write the child's name boldly on his/her silhouette.
4. Instruct each child to tape on his/her occupation symbol

and begin coloring in the outline. (It takes younger ones longer to color. Another good reason to put the oldest children toward the end of the line! They should all finish at relatively the same time.)

Notes:

5. Cut around the outlines to make a giant paper doll chain. If any of your children can handle scissors well enough, let them help. (Paper arms and legs can always be taped back together if someone slips.)
6. Hang the completed chain up on the wall as a reminder that we all need to work together to reach the world for Jesus. Review regularly the fact that God's team is made up of many different kinds of jobs.

Note to teachers: Many national people also do some of these jobs.

Optional Uses:

Include missionaries your church supports in the chain! Someone can pose for their outlines if they're in a faraway place. Write their names and affix an occupation symbol to their figures. Use this as a prayer reminder each week to pray for their most recent requests.

Instead of the children choosing occupations they'd like to do when they grow up, make the chain represent them as full-fledged prayer partners right now on the team with the missionaries you support. They can also be financial partners by giving offerings toward a mission project. Use the chain as a reminder, emphasizing that prayer partners are a very important part of the team. Financial partners are needed too.



Mechanic for Mission Cars



Cook in Guest House



Computer Specialist (girl)



Computer Specialist (boy)



Artist to Illustrate Bibles




Builder of Mission Homes




Musician




Missionary Doctor or Nurse



Missionary Teacher



Missionary Pilot



Evangelist



Secretary in Missions Office




Bible Translator (boy)



Bible Translator (girl)



Giver of Money



Prayer Partner